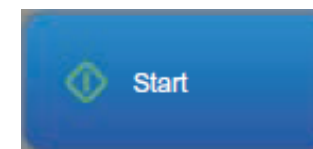


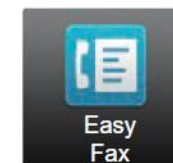


How to Send a Fax

1. Place your originals on the Doc Feeder or Glass.
2. Select **Easy Fax** on your display.
3. Select Address Book.
 - Choose a saved Fax Number or...
 - Input a Fax Number Manually
4. Push the Start Button.

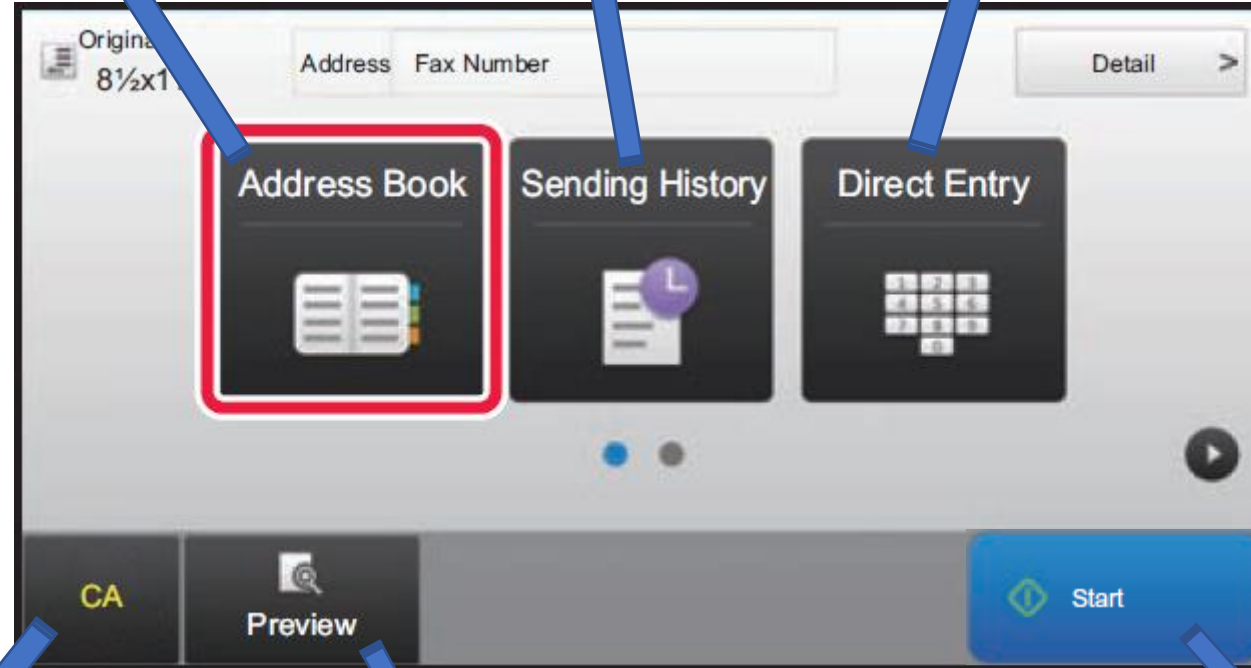


**For more details see the back...*

Select Your Saved
Fax Number

Sending History

Direct Fax Number
Entry



Clear All...Go
Back to Defaults

Preview Before
You Send

Start Button